


Symmetry: Worksheet -3

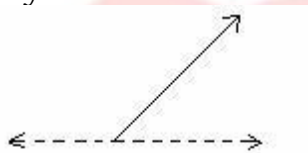
1. Indicate the line of symmetry in the following figure.



2. Draw the mirror image of the following:



3. Complete the following figure such that the dotted line is the line of symmetry.



4. How many lines of symmetry does the following figure have?



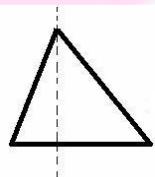
5. Identify the number of line of symmetry in the following figure.



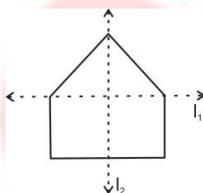
6. Complete the following figure such that the dotted line is the line of symmetry.



7. Is the following figure symmetrical?



8. For the figure, which one is the mirror line l_1 or l_2 ?



9. Draw a line of symmetry for the following figure.

