




## Data handling: Worksheet – 2


1. Organise this fruits in the circles.



Apples




Mangoes




Oranges


2. Organise this objects in the circles.



Pencils




Book




Bag




3. Organise this objects in the circles.



Ice – creams



Dairy milk chocolates



Lollipops

4. How did you organise the things in groups.

- We put different things in each group.
- We put same things in each group.

