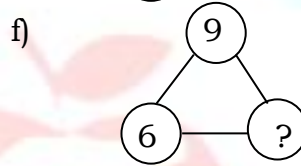
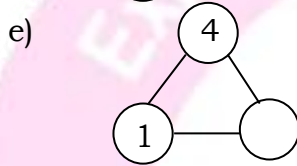
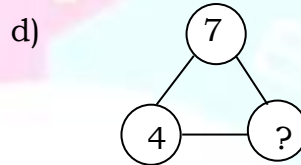
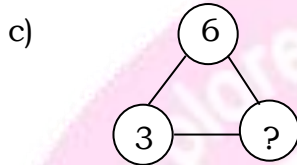
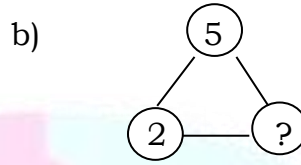
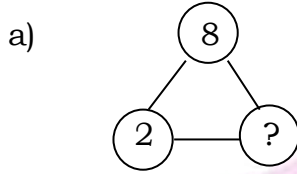


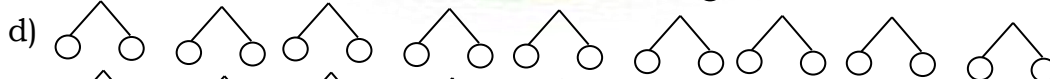
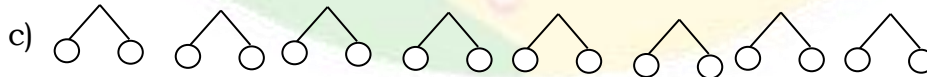
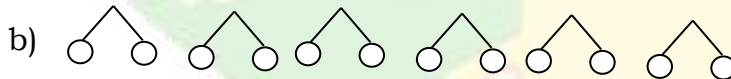
Counting Numbers below 10: Worksheet -20

1. Complete the following.



2. Make a list of pairs of 10.

3. Draw the missing part to make 20.



4. Put a (\surd) mark on pair of 20.

a) 6 and 12 []

b) 10 and 10 []

c) 12 and 8 []

d) 9 and 13 []

e) 11 and 9 []

HOTS :

1. Find different number parts for 18.

10	8
----	---

--	--

--	--

--	--

