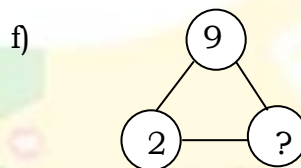
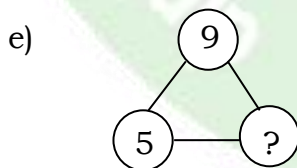
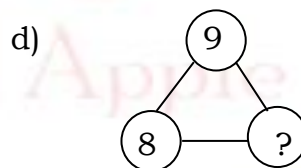
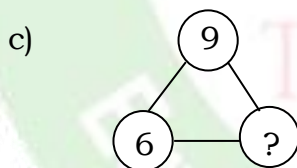
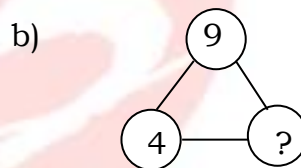
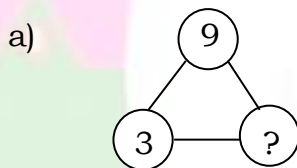


## Counting Numbers below 10: Worksheet -15

1. Make the given objects into 9 objects.



2. Fill the missing numbers.



3. Write any 5 pairs of 9 and flip them.

4. Put a (✓) mark on the correct pair of 9.

- |            |         |
|------------|---------|
| a) 8 and 1 | [     ] |
| b) 3 and 7 | [     ] |
| c) 5 and 2 | [     ] |
| d) 9 and 0 | [     ] |
| e) 2 and 7 | [     ] |

**HOTS :** 1. Draw a number pair for 9 by drawing your own picture.

