

## Shapes: Worksheet – 5

1. Draw the shapes.



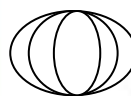

a) Square

b) Rectangle






c) Triangle

d) Circle

2. Look at the shapes. Tick the correct word.

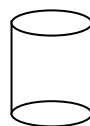

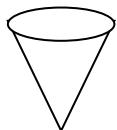
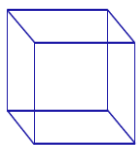
	Solid shape	Features
a)		It has <u>flat</u> / <u>round</u> faces It has <u>8</u> / <u>10</u> corners
b)		It has <u>4</u> / <u>8</u> corners It has <u>flat</u> / <u>both</u> round & flat faces
c)		It has <u>flat</u> / <u>round</u> faces It has <u>2</u> / <u>0</u> corners
d)		It has <u>flat</u> / <u>both</u> round & flat faces It has <u>1</u> / <u>2</u> corners

3. True (or) False :

- a)  has round face. [     ]
- b)  all faces are flat faces. [     ]
- c)  has no corners. [     ]
- d)  has 1-round face and 1-flat face [     ]
- e)  has all round faces. [     ]



4. Put a (✓) mark which has flat faces.



HOTS :

1. Draw 2 shapes that have both round and flat faces.

